
Cosmetics and Toiletries

Annual Report 2018

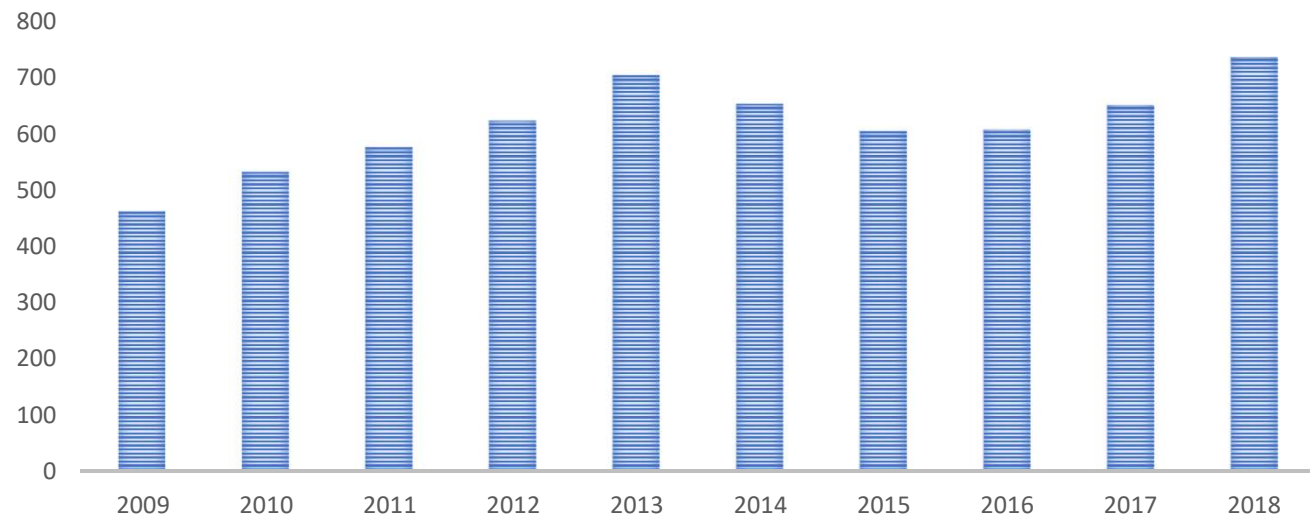


ISRAEL EXPORT INSTITUTE

Export of Cosmetics and Toiletries

2008-2018, In Millions of USD

| Year | Total Export |
|------|--------------|
| 2009 | 461 |
| 2010 | 531 |
| 2011 | 575 |
| 2012 | 622 |
| 2013 | 702 |
| 2014 | 652 |
| 2015 | 604 |
| 2016 | 606 |
| 2017 | 650 |
| 2018 | 735 |



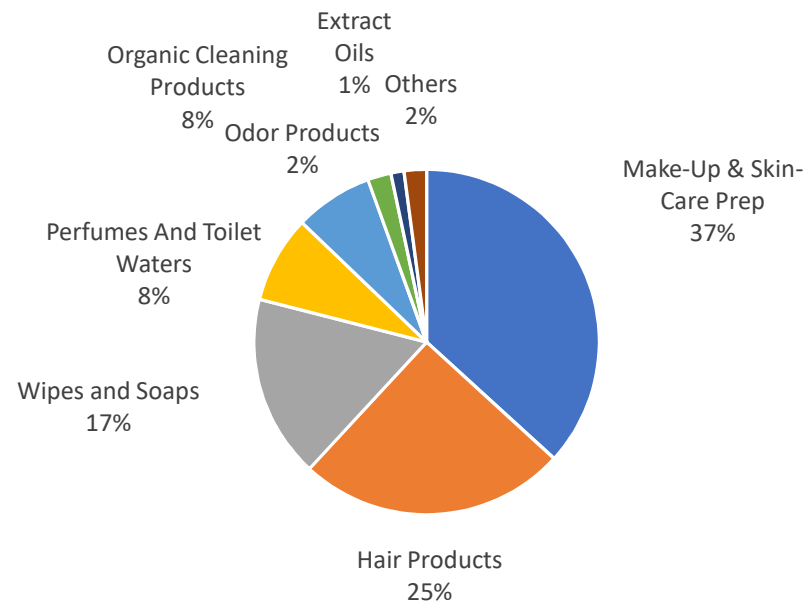
has been the highest level recorded over the last decade. 2018
Continued growth in exports. Growth has been recorded
thanks to the increase in exports of skin and hair products



ISRAEL EXPORT INSTITUTE

Export of Cosmetics and Toiletries

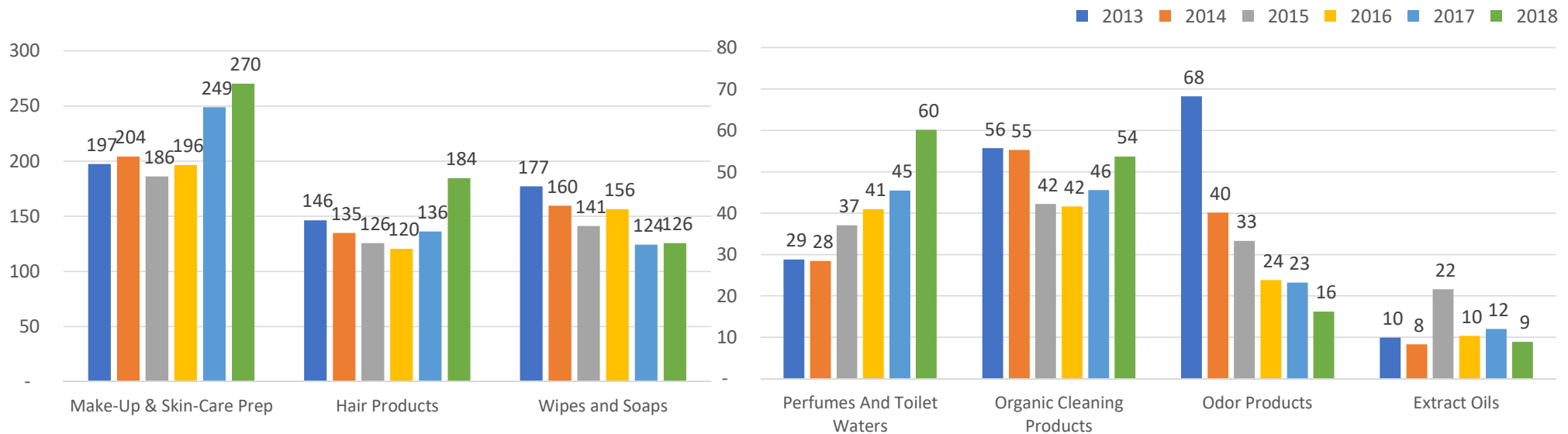
Exports by Sectors, 2018 (%)



ISRAEL EXPORT INSTITUTE

Export of Cosmetics and Toiletries

Exports by Sectors, 2013-2018 (M\$)



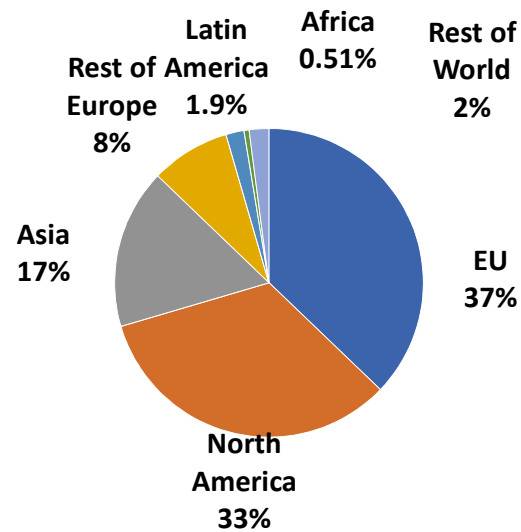
Leading sectors - increase in demand



ISRAEL EXPORT INSTITUTE

Export of Cosmetics and Toiletries

Exports by Geographic Regions, 2018 (%)



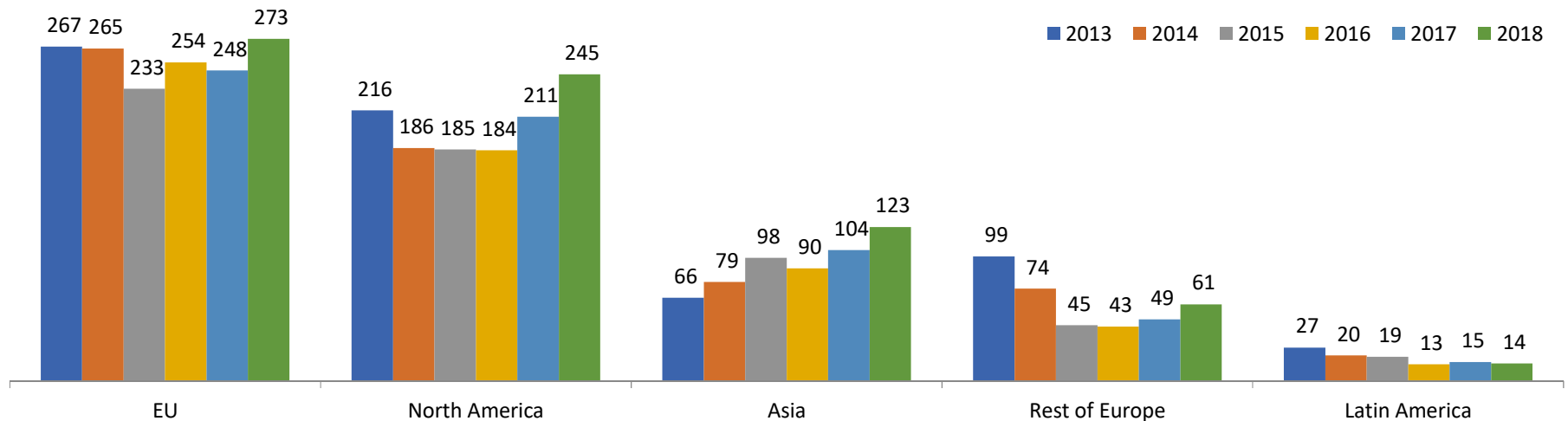
Exports to the EU - mainly cleaning products,
North America & Asia - skin and hair products



ISRAEL EXPORT INSTITUTE

Export of Cosmetics and Toiletries

Exports by Geographic Regions, 2013-2018 (M\$)



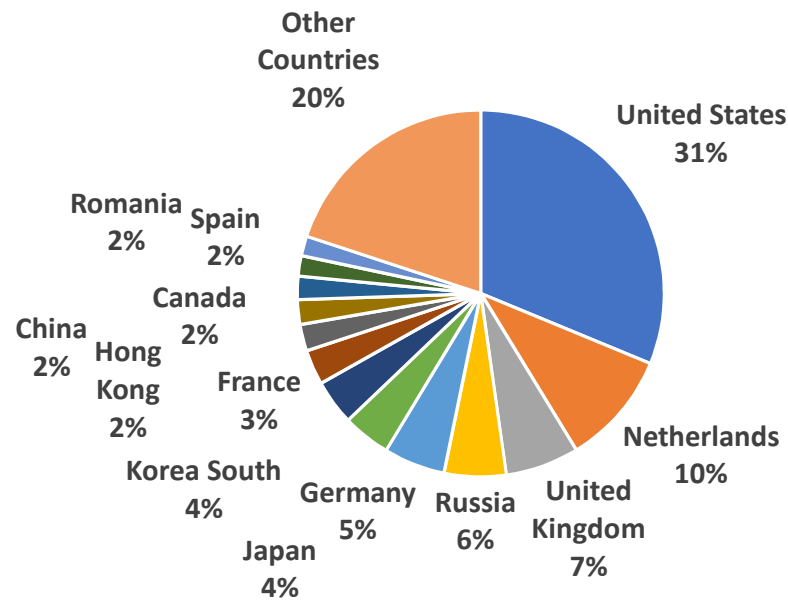
Increase in demand in all leading trade regions



ISRAEL EXPORT INSTITUTE

Export of Cosmetics and Toiletries

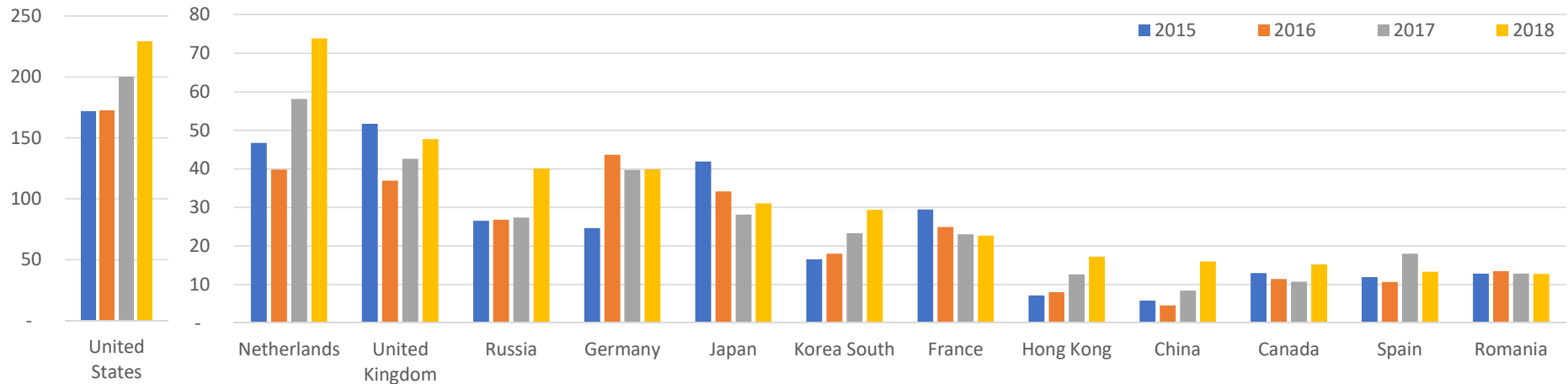
Exports by Countries, 2018 (%)



ISRAEL EXPORT INSTITUTE

Export of Cosmetics and Toiletries

Exports by Countries, 2015-2018 (M\$)



Increase in demand in all leading countries except Spain



ISRAEL EXPORT INSTITUTE

Export of Cosmetics and Toiletries

Exports by Geographic Regions, 2013-2018 (M\$)

| | 2017 | 2018 | % change 17/18 | % Share 2018 | % change 13/18 |
|----------------|------------|------------|----------------|--------------|----------------|
| EU | 248 | 273 | 10% | 37% | 2% |
| North America | 211 | 245 | 16% | 33% | 13% |
| Asia | 104 | 123 | 18% | 17% | 85% |
| Rest of Europe | 49 | 61 | 24% | 10% | 38%- |
| Latin America | 15 | 14 | 7%- | 2% | 47%- |
| Africa | 5 | 4 | 22%- | 1% | 56%- |
| Rest of World | 18 | 15 | 14%- | 2% | 18%- |
| Total | 650 | 735 | 13% | 100% | 5% |



ISRAEL EXPORT INSTITUTE